

## Ice Cuber 140kg/24h with 200kg S/S bin - Air-cooled - Vertical System

ITEM # \_\_\_\_\_  
MODEL # \_\_\_\_\_  
NAME # \_\_\_\_\_  
SIS # \_\_\_\_\_  
AIA # \_\_\_\_\_



**730173 (IMC140AB20)**

Modular ice maker, cube,  
140kg/24h, vertical system,  
200kg stainless steel  
collection bin included, air-  
cooled (ice cube: 7gr) (R452a)

### Short Form Specification

#### Item No.

Constructed in 304 AISI stainless steel. The ice-making method guarantees crystalline, compact, hygienically pure ice cubes that are resistant to melting. Vertical evaporator. R452A refrigerant. Container capacity Kg: 200.

### Main Features

- Rated output is at an ambient air temperature of 21°C and water supply temperature of 15°C.
- Model available in air-cooled version.
- Compliant to CE requirements for safety.
- Fully automatic in operation.
- Suitable for gravity drain only.
- Stainless steel spray arms removable without the use of tools and prevent limestone formation.
- Bin included.
- Ice cube pyramid-trunk shape.

### Construction

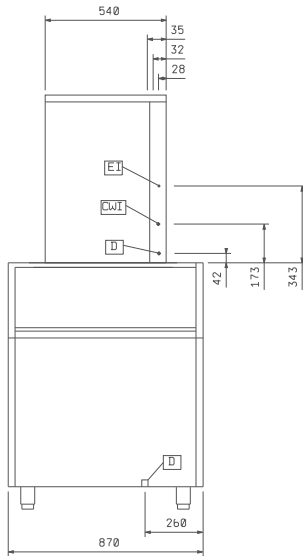
- Easy access to the main components for maintenance.
- Plug as standard (schuko type).
- Stainless steel spray arms removable without the use of tools.
- Reliability guaranteed by the quality of the construction materials used (plastic flap on the front, top and sides in 304 AISI stainless steel) and the sophisticated product and process technology involved.
- The sprayers are easy to take away, permit a simple flowing and prevent limestone formation.
- The ice-making method guarantees ice cubes that quickly cool the drinks down.
- Thanks to a vertical evaporator, the appliance guarantees considerable ice production in a short time: the cubes detach individually and fall into the bin, perfectly separated from each other and of equal size (6 g).
- AISI 304 stainless steel exterior.
- Adjustable feet 110-150 mm.
- Environmentally friendly: R452a as refrigerant gas.

### Included Accessories

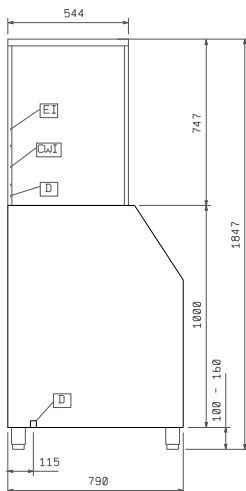
- 1 of 200 Kg stainless steel PNC 730170 collection bin for ice makers

APPROVAL: \_\_\_\_\_

### Front

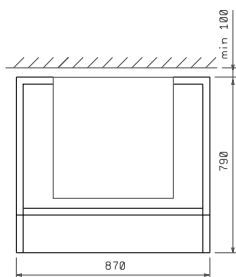


### Side



**CWI1** = Cold Water inlet 1  
(cleaning)  
**D** = Drain  
**EI** = Electrical inlet (power)

### Top



### Electric

Supply voltage:

730173 (IMC140AB20)

220-240 V/1N ph/50 Hz

Electrical power max.:

1.4 kW

### Capacity:

Bin capacity:

200 kg

### Key Information:

External dimensions, Width: 870 mm

External dimensions, Depth: 790 mm

External dimensions, Height: 1847 mm

Net weight: 159 kg

Output: 140 kg/day

Kind of cube: Ice Cube 7 g

### Sustainability

Refrigerant type:

R452A